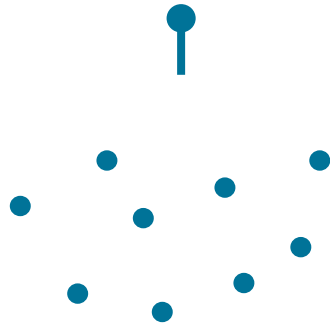


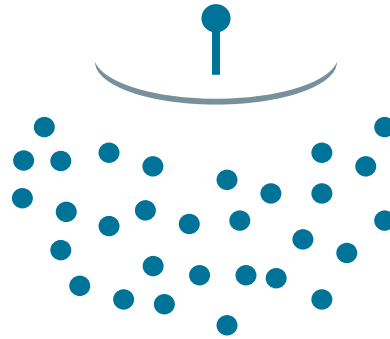
3 LAUNCH STRATEGIES

1 Smaller Group



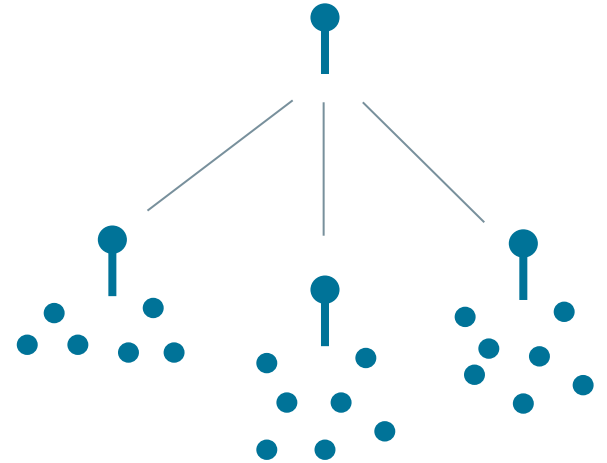
Accountability group
Small group | Staff team
Church plant team

2 Larger Group/Ministry



Church
Men's & Women's Ministry
College group

3 Group of Leaders



Small Group Leaders to their
groups

GET STARTED

**I HAVE A
COMMUNITY CODE**

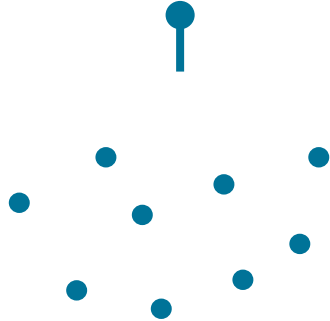


Step 0 Create your Community

You will **create** and **prepare** your community to easily welcome in your group and help them get started with **challenges** they can join immediately.



1 Smaller Group...

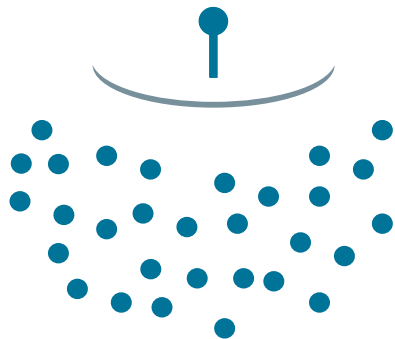


Guide your group through each step:

1. **Download** MissionHub
2. Press **I HAVE A COMMUNITY CODE**
3. Provide **GROUP CODE** for them to enter
4. *Teach through onboarding process, step by step, so they understand the **what** and **why***
5. Encourage them to start with **CHALLENGES**
6. Help them explore **People** and **Steps**.



2 Larger Group

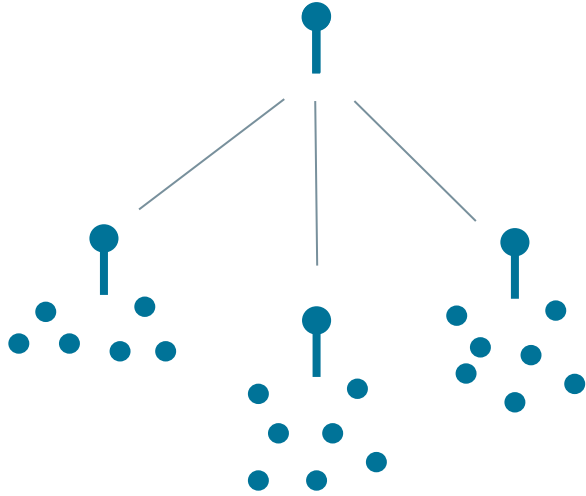


Guide your group through each step:

1. *Cast vision - WHAT are you trying to accomplish and WHY*
2. Share instructions to **download later** to avoid network issues and distractions
 - a. Download
 - b. Press **I HAVE A COMMUNITY CODE**
3. Share **COMMUNITY CODE** in bulletin/slides
4. Encourage them to start with **CHALLENGES**
5. Repeat instructions 2-3 weeks in a row.



3 Group of Leaders



Guide your leaders through each step:

1. Download MissionHub
2. Press **GET STARTED**
3. *Teach through onboarding process, step by step, so they understand the **what** and **why** and can see how to teach it themselves*
4. Use or point them to **training videos**
5. Each leader will **CREATE A COMMUNITY**
6. Each leader will follow the **1 Smaller Group Strategy** to onboard their group

